

BEPCO, INC


Air Dryer Catalog



BEPCO, INC

2475 S Stratford Road Winston Salem, NC 27103
800-735-1154 fax 336-768-3756

**AD-2
Replacement**



AD-2™ Part #	Cartridge #	Purge Valve Kit #	Mounting Bracket #	End Cover #	Check Valve Assembly	Kit #
286934X 12V 60 Watt ½" Supply Delivery	101900X	287053	247954	286875X	287298	101900KX Contains 1)101900X 1)287053 1)287298
286836X 24V 60 Watt ½" Supply/Delivery	101900X	287053	247954	286876X	287298	101900KX
286960X 12V 60W <i>Transit App</i> 1" Supply/Delivery	101900X	287053	247954	286875X	287298	101900KX
286961X 24V 120W <i>Transit App</i> 1" Supply/Delivery	101900X	287053	247954	103253X	287298	101900KX
286932X 24V 120W ½" Supply/Delivery	101900X	287053	247954		287298	101900KX

Purge Valve Kit #

287053



Mounting Bracket Kit #

247954



End Cover #


286875X
(12V)

286876X
(24V)



Check Valve Assembly #

287298



Cartridge Kit #

101900KX



AD-4™ Part #	Cartridge #	Purge Vlv Maint Kit #	Mounting Bracket Kit #	End Cover #	Heater/ Thermostat #	Pressure Relief Valve #	Kit #
065041X (12V)	104358 104358X OR104358X	103818	107695	065044X	102657	800350 Pressure Relief 205105 Adjustable Pressure Relief	104358KX
065057 (12V)	104358 104358X OR104358X	103818	107695	065058X	102657	800350 Pressure Relief 205105 Adjustable Pressure Relief	104358KX
065040X (24V)	104358 104358X OR104358X	103818	107695	065043X	102657	800350 Pressure Relief 205105 Adjustable Pressure Relief	104358KX
065102X (12V) Transit	104358 104358X OR104358X	103818	107695	065103X	102657	800350 Pressure Relief 205105 Adjustable Pressure Relief	104358KX
065089X (24V) Transit	104358 104358X OR104358X	103818	107695	065090X	102657	800350 Pressure Relief 205105 Adjustable Pressure Relief	104358KX



065041X
Air Dryer



107695
Mounting Brackets



104358
Cartridge

103818
Purge Valve Kit



End Cover
065044X/065058X/065103X
12V

065043X/065090X
24V



800350
Pressure Relief Valve

205105
Adjustable Pressure
Relief Valve



102657
Heater/Thermostat

103879
Seal & O'Ring Kit




103980
End Cover Maint Kit




AD-9 Part #	End Cover Assembly	Supply/ Delivery Port Size	Purge Valve Assembly	Heater / Thermo Kit	Check Valve Assembly	Voltage	Cartridge	
065224	065229X	¾"	5004338 5004342X	109579	107799	24	107796 107794X	
065225 109685X 109685HX	065231X	½"	800405 5004341X	109578	107800	12	107796 107794X	
065226 109687X	065230	¾"	800405 5004341X	109578	107799	12	107796 107794X	
065227 109688X <i>(Transit App)</i>	065229X	¾"	5004338 5004342X	109579	107799	24V	107796 107794X	Extended Purge
065228X <i>(Transit App)</i>	065230X	¾"	800405 5004341X	109578	107799	12	107796 107794X	Extended Purge
065243X <i>(Transit App)</i>	065231X	½"	800405 5004341X	109578	107800	12	107796 107794X	Extended Purge
109689X	065654X	½"	800405 5004341X	109578	107800	12	107796 107794X	Soft Seat
109690X	065655X	¾"	800405 5004341X	109578	107799	12	107796 107794X	Soft Seat
109691X	065653X	¾"	5004338 5004342X	109579	107799	24	107796 107794X	Soft Seat Extended Purge
065647 065647X		½"	800405 5004341X	109578	107800	12	107796 107794X	Drop In Dryer

**AD-9
Replacement**

**065225
109685X
109685HX**



065647X
Drop In Dryer
(Used w/Holset™ A/C only)



**AD-9
Replacement**

107796 107794X
AD-9 Style Cartridge



298948
Wiring Harness &
Connector




800405/5004341X
Purge Valve Assembly
(hard seat)



5004338/5004342X
Purge Valve Assembly
(soft seat)

5005037
Purge Valve Maint Kit



107794KX
Cartridge Kit

Includes:

1)107794X

1)107798

1)107800



AD-9 Replacement



107695 Mounting Bracket Kit



Qty	Description
1	5/16 Lockwasher
1	5/16 Hex Nut
4	Washer
1	5/16 Hex Screw
1	Mounting Bracket
2	Locknut
2	3/8 Cap Screw
1	Mounting Strap
1	Lower Mounting Bracket


End Covers

Part #	End Cover #
065224 109688X 065227X	065229X
065225 109685X 109685HX 065243	065231X
109687X 065226X 065228X	065230X



**AD-9
Replacement**

800350
Pressure Relief Valve
150 PSI



205105
Adjustable Pressure Relief Valve
150 PSI 1/4" NPT



109578
Heater/Thermostat
12V 75 Watt White



109579
Heater/Thermostat
24V 75 Watt Grey



5002595
Heater/Thermostat
24V 100 Watt Yellow
Transit Type



107799
Check Valve Assembly
3/4" NPT
107800
1/2" NPT



NOTES:

Air Dryer

A drum roll or rapid purge sound from the purge valve is commonly caused by the Air Compressor unloader seals leaking and forcing air back through the Air Governor to the Air Dryer. The drum roll sound is the sound of the Air Compressor piston reciprocating and pulsing air out of the Air Dryer purge valve. A pin hole leak in the Air Dryer control line from the Air Governor or at the fittings can cause frequent purging from a few seconds to a few minutes apart depending on the severity of the leak.

AD-IP™ Part #	Cartridge	Purge Valve	Purge Valve Kit	Purge Valve Assembly	Wiring Harness & Connector	Heater/Thermo	Pressure Relief Valve	Turbo Cut Off Kit	Delivery Check Valve Kit
109477X OR109477X (12V)	065624 109493X	800404 800404X	5003547	K022105	109871	109495	800350	109993	109494
109478X OR109478X 5006234X (24V)	065624 109493X	800404 800404X	5003547	K022105	109871	109496	800350	109995	109494
5000709X <i>(Drop in for Cummins Econ Application)</i> 12V	065624 109493X	800404 800404X	5003547	K022105	109871	109495	800350	109993	109494
5000985X <i>(With Econ port plugged)</i> 12V									
5006234X (24V)	065624 109493X	800404 800404X	5003547	K022105	109871	109495	800350	109993	109494

Service New #	Reman #	Supply Port	Delivery Port	Control Port	Heater & Thermostat Voltage
065612	109477X	½" PT	½" PT	¼" PT	12V 90W
065613	109478X	½" PT	½" PT	¼" PT	24V 90W
065693	109503X	½" PT	½" PT	¼" PT	12V 90W
800089	5000985X	½" PT	½" PT	¼" PT	12V 90W
800618	5006234X	½" PT	½" PT	¼" PT	24V 90W
800576	5005556X	½" PT	½" PT	¼" PT	12V 90W



5000709X
Drop In Air Dryer



065624/109493X
Cartridge



800404
Purge Valve

K022105
Purge Valve Assembly



109495
Heater & Thermostat Kit
12V 90 Watt White

109496
Heater & Thermostat Kit
24V 90 Watt Gray



109993
Turbo Cut Off Kit
Replacement



109995
Purge Kit Replacement



5003547
Purge Valve Replacement



109871
Wiring Harness & Connector

109498X
Cartridge Bolt Kit



5009650
DLU Purge Kit

Notes:

Testing the Air Dryer Purge Valve




The Air Dryer Purge Valve can be tested by removing the control line and installing a shop air line coupling in the Air Dryer control port. When shop air is applied to the Air Dryer control port the Air Dryer should release a burst of air from the purge valve constantly until the Air line is removed. When the shop air line is removed the Air Dryer purge valve should seal and the purge valve should stop exhausting. In normal operation after purging the purge valve, can have a slight leak for up to 30 seconds. Air should never come out of the control port, if there is a leak from the Air Dryer control port the purge valve is leaking and should be replaced immediately.

ADIS™ Part #	Cartridge (Spin On)	Purge Valve	Purge Valve Kit	Wiring Harness & Connector	Heater/ Thermostat	Pressure Relief Valve	Delivery Check Valve Replacement Kit	Governor & Check Valve Replacement Kit	Governor Part # (130PSI)
5004050X (DRM™)	5008414	800404	5003547	109871	109495	800350	5004049	5004049	800361 800361X
5010133X (purge module)	5008414	800404	5003547	109871	109495	800350	5004049	5004049	800361 800361X
5010410X	5008414	800404	5003547	109871	109495	800350	5004049	5004049	800361 800361X
5010696X (extra purge volume)	5008414	800404	5003547	109871	109495	800350	5004049	5004049	800361 800361X
5011075X (801330) (DRM™)	5008414	800404	5003547	109871	109495	800350	5004049	5004049	800361 800361X

5009650X DLU Style Purge Kit

Part Number	O.E. Part Numbers	"A" Port Plug	Primary Port	Secondary Port	Primary Opening Pressure	Secondary Opening Pressure	Accessory Opening Pressure	Suspension Opening Pressure	Accessory Ports
5010133X	5010134, 5010135, 5010135, 801147, 5015558, 5016364, 802191, 5016604, 5019131, K028818	With	1/4" NPT	1/4" NPT	106 psi	106 psi	106 psi	106 psi	(4) 1/4"NPT
5010696X	5010694, 5010695, 801266, 5015533, 5015534, 801266	With	1/4" NPT	1/4" NPT	103 psi	109 psi	109 psi	109 psi	(3) 1/4"NPT
5010410X	801168, 5010251	With	1/4"	1/4"					
5004050X (DRM™)	800383, 5003424	Without	1/4" NPT	1/4" NPT					(4)1/4"NPT
5011075X (DRM™)	801330 , 5011074	Without	1/4"PTC	(3)1/4"NPT (1)3/8"PTC			No accessory port	No suspension port	
5008871X	802174, 5016420, 5008871, 5005921, 5008925, 800959, 5008781, 5009347, 5016420, 5016421, 802174	Without	1/2" PTC	1/2" PTC	103 psi	109 psi	55 psi	85 psi	(4)1/4"NPT
5008296X	801145, 5010104, 5010213, 5010213, 801164, 5010211	With	1/4" NPT	1/4" NPT	106 psi	106 psi	106 psi	106 psi	(4)1/4"NPT
5010900X	801301, 5010924	With	1/4" NPT	1/4" NPT	103 psi	103 psi	103 psi	109 psi	(4)1/4"NPT

AD-IS Replacement



ADIS Components



800350



109871



800404



800361



5003547



109495



5004049



5009650X
(DLU Purge Kit)



5004052

NOTES:


- **AD-IS™ Air Dryers with port “A” plugged, can not be interchanged with those that do not have a port in this location**
- **Bepco, Inc remanufactured AD-IS™ Air Dryers do not include DRM™ reservoirs or Purge Volumn Reservoirs.**
- **Do not adjust the Pressure protection valves. Incorrect settings can cause automatic application of vehicle spring brakes without warning.**
- **There are no available kits for the pressure protection valves**
- **2 O’Rings are needed between the AD-IS™ Reservoir and the Air Dryer**

ADSP™ Part #	Cartridge	Turbo Cut-Off Kit	Purge Valve Kit	Wiring Harness & Connector	Heater/Thermo	Pressure Relief Valve	Single Check Protection Valve	Check Valve Kit	Wire Harness & Splice kit
109991X OR109991X (12V 90W)	109994 5008414	109993	109995		109495	109870	S4341003100 <i>(Must be used with ADSP™ Air Dryer)</i>	5005624	109871
109992X OR109992X (24V 90W)	109994 5008414	109993	109995		109496	109870	S4341003100 <i>(Must be used with ADSP™ Air Dryer)</i>	5005624	109871
800973X (Drop In for Holset QE Application) 12V 90W	109994 5008414	109993	109995		109495	109870	S4341003100 <i>(Must be used with ADSP™ Air Dryer)</i>	5005624	109871
065647 065647X Drop In (Used w/Holset Air Comp only)	109994 5008414	109993	109995		109495	109870	S4341003100 <i>(Must be used with ADSP™ Air Dryer)</i>	5005624	109871

Supply Port 1/2"

Delivery Port 1/2"

Control Port 1/4"



109991X



800973X
Drop In
Air Dryer

**AD-SP
Replacement**



109994



109993



109995



109495 (12V white)
109496 (24V grey)



800350



109871



Supply Port = 1/2"
Delivery Port = 1/2"

S4341003100



5005624

5004052

**T224
Replacement**



T224

Turbo 2000 Cartridge
(Also fits HD2000)




235

Purge Valve Kit



**XV3000
Replacement**

XV3000



XV3000
Kit



XV3110
Cartridge



WABCO STYLE Part #	Cartridge #	Turbo Valve Kit #	Air Dryer Kit #	Heater Repair Kit #	Outlet Check Valve #	Pressure Control Check Vlv
R955205 R955205WO* R955205X SS1200 (12V)	R950011 950011 (Generic)	R950013	R950014	R950015 (12V)	R950017	S4341003100
R955206 R955205WO* R955206X SS1200 (24V)	R950011 950011 (Generic)	R950013	R950014	R950016 (24V)	R950017	S4341003100
R955207X	R950011 950011 (Generic)	R950013	R950014	R950015 (12V)	R950017	S4341003100
R955210X	R950011 950011 (Generic)	R950013	R950014	R950015 (12V)	R950017	S4341003100
R955300X SS1200P (requires external purge tank)	R950011 950011 (Generic)	R950013	R950014	R950015 (12V)	R950017	S4341003100

*Without Check Valve

Part #	Supply Port	Delivery Port	Control Port
R955205X	½" – 14FPT	½" – 14FPT	¼" – 18FPT
R955206X	½" – 14FPT	½" – 14FPT	¼" – 18FPT
R955207X	½" – 14FPT	½" – 14FPT	¼" – 18FPT
R955210X	½" – 14FPT	½" – 14FPT	¼" – 18FPT
R955300X	½" – 14FPT	½" – 14FPT	¼" – 18FPT

**WABCO
Replacement**



**R950011
Cartridge**



**R955205
Air Dryer**

**WABCO
Replacement**

**Turbo Valve Kit #
R950013**



**Air Dryer Kit #
R950014**




**R950015
12V Heater Repair Kit #**
**R950016
24V Heater Repair Kit #**



**Outlet Check Valve #
R950017**



**Pressure Control Check
Valve**
S4341003100
065677
(Service #)



Air Dryer Cartridges



101900X
AD-2 Cartridge



104358X
AD-4 Cartridge



107796
107794X
AD9 Cartridge



065624
109493X
ADIP Cartridge

5008414
ADSP Cartridge

5008414
ADIS Cartridge



R950011
109994
Wabco Cartridge



T224
CRW Cartridge

Air Dryers



286934X
AD-2 Air Dryer



065041X
AD-4 Air Dryer



109685X
AD9 Air Dryer



109477X
ADIP Air Dryer



109991X
ADSP Air Dryer



5010696X
ADIS Air Dryer



R955205X
Wabco Air Dryer

Air Dryer

Trouble Shooting Air Dryer Problems

Constant Purge, or the Air Dryer Purges too Often

Contaminants in the System

- **Remove the purge valve, inspect for contaminants are present, clean the housing and replace the purge valve. Find the source of the contaminants and replace or repair damaged parts.**

Blockage in the Discharge Line between the Air Dryer and the Air Tank

- **Drain the Air Tanks, remove the discharge line at the air dryer. Start the truck and as the air builds, check the purge valve for leaks. If the purge valve does not leak, check the discharge line and the inline check valve at the air tank if equipped for blockage or restriction and replace as needed.**

Leak in the Air Dryer Control Line or Fittings

- **Check the control line and fittings for leaks, repair or replace as needed.**

Air Compressor does not Unload

- **Check the air Governor, and compressor unloaders for correct function, repair or replace as needed.**

Holset Application

- **Air Dryers used in Holset applications must be Drop-In model. Check and replace as needed.**

Erratic Purge

Erratic purge will sound like a drum roll or a rapid fire sound. The speed of the sound will increase as the RPM's of the engine increase

- **Air Compressor unloaders are leaking, allowing air to be forced through the control port into the governor then exhausted through the air dryer purge valve. Replace the air compressors unloaders.**

Water Accumulation in the Air Tanks

Tanks are not being drained per vehicle requirement

- **Drain Air Tanks daily, or install a DV-2 automatic drain valve.**

Desiccant Cartridge is due for replacement

- **Desiccant cartridge should be replaced at recommended intervals.**

Discharge line is not the required length, or is not made of the recommended material.

- **Check the diameter and length of the air lines and the air line material and refer to the OEM recommendations**

Insufficient Purge Volume

- **Check the system for air leaks and repair or replace air lines and fittings as needed.**

Excessive Duty Cycle due to high air demands

- **This can be caused by the compressor output being less than air demands due to added air accessories, air suspension, frequent stop and go driving, and/or excessive system leaks.**
-

Safety Valve Exhausting Air

Blockage or restriction in the Air Lines

- **Check Air Lines, fittings, check valves, and air dryer housing. Replace affected parts.**

Blockage in the Desiccant Cartridge

- **Replace the desiccant cartridge.**

Compressor builds air constantly

- **Damaged air governor or compressor unloaders. Repair or replace as needed.**

System Pressure will not Build

Supply and Discharge lines are reversed

- **Verify that the supply and discharge lines are not reversed. Correct as needed.**

Blockage or restriction in the Air Lines

- **Check air lines, fittings, check valves, and air dryer housing. Replace affected parts.**

Blockage in the Desiccant Cartridge

- **Replace the Desiccant Cartridge**

Ice Accumulation in the Air Lines

- **Allow the air lines to thaw. See “Water accumulation in the air tanks.”**

Air Dryer does not Purge

Damaged Air Governor or Control Lines

- **Replace or Repair as needed.**

Damaged Purge Valve

- **Replace or Repair as needed.**

BEPACO, INC



AIR DRYER CATALOG